

F.No. A. 12034/SSC/06/2020-Ad.III(B)
Government of India
Ministry of Finance
Department of Revenue
Central Board of Indirect Taxes & Customs

Gr. Floor, Hudco Vishala Building
Bhikaji Cama Place, R.K.Puram
New Delhi-110066
Dated 09/11/2022

To,

All successful candidates of Combined Graduate Level Examination, 2020 recommended by SSC for the post of **Inspector (CGST)**, Central Board of Indirect Taxes & Customs (**through CBIC's website**)- reg.

Subject: Declaration of final result of CGLE-2020 — Calling Options/Preferences from selected candidates for the post of **Inspector (CGST)** for allocation of Zones/Formations - reg.

Madam/Sir,

As you are aware, the Staff Selection Commission (SSC) has declared the final result of the Combined Graduate Level Examination, 2020. Based on the result, you have been nominated by SSC to the Central Board of Indirect Taxes & Customs (CBIC) for appointment as Inspector (CGST).

2. Candidates are requested to refer to SSC's Notification dated 29/12/2020 relating to Combined Graduate Level Examination, 2020 vide which Annexure- XV of the said SSC's Notification has prescribed physical standards for Male and Female Candidates for the post.

3. As per the prevailing system, each candidate is to be allocated to one of the Cadre Controlling Authorities (CCAs) under CBIC. The Cadre Controlling Authority (CCA) of the concerned Zone/Formation, to which a candidate is allocated, thereafter, issues the offer of appointment. As per the prevailing guidelines, such allocation is made on merit-cum-preference basis, to the extent vacancies are available. The list of CCAs under CBIC is enclosed at **Annexure- I. As the vacancies are related to 15 CCAs, the preferences are to be restricted to these 15 CCAs.** The category-wise and CCA-wise vacancies are enclosed at **Annexure- A.**

4. You are requested to access the on-line Module for submission of preferences through the link <https://dghrdcbic.gov.in/allocation/>. The on-line Module is to be accessed using your Roll Number, e-mail id and Mobile Number registered with SSC. The User Manual for the on-line Module is attached as **Annexure- B.** You are further requested to indicate your preferences on-line for all CCAs indicating Name of Zones/Formations. You are also advised not to leave any available option blank. The duly completed on-line proforma must be submitted latest by 17-11-2022 falling which it would be presumed that you have no preference. **All the candidates are informed that options for preference shall be exercised only once.**

5. In case there is change in email id or mobile number registered with SSC, the candidate is required to send his request by email for update of email id or mobile number from her/his present e Mail ID to the undersigned at least three days before the last date for submission of preferences through the on-line Module. A self-attested copy of the Admit Card issued by SSC (at the time of examination) and a self-attested copy of latest identity proof i.e., Aadhar Card/ PAN Card/ Voter ID should also be scanned and attached with the email for the request for change in email id or mobile number. Such request shall be made through self-attested standard proforma (**Annexure- C**). Any such request by hand or by post/speed post/courier etc. will not be accepted.

6. In case you do not receive OTP for accessing the on-line Module or face any difficulty in submission of preferences on-line, please email to mohammad.ashif@nic.in at least three days before the last date for submission of preferences through the on-line Module.

7. It is re-iterated that the allocation shall be on merit-cum-preference basis. The submission of options/preferences by a candidate does not confer any right to claim allocation of zones/formations within the preferences indicated. **Options once exercised would be treated as final and the same cannot be changed in any circumstances.** Similarly, if a candidate does not indicate any preference, the Department will be free to allocate him/her to any zone/formation as per the administrative exigencies.

8. Currently, Options/ Preferences are being sought by CBIC based on data of results shared by SSC. These are subject to verification on receipt of dossiers from SSC and this intimation doesn't mean any confirmation about issue of Offer of Appointment from CBIC.

9. After successful compilation of all the options/preferences thus received within due date, CBIC would upload the data on CBIC's website so as to enable the candidates to view the exercised options/preferences. In case of any discrepancy, it may be brought to the notice of CBIC for rectification.

Yours faithfully,

(Rajan Kumar Jha)

Deputy Secretary to the Govt. of India

Tel. 26162674

e-mail Id mohammad.ashif@nic.in

ANNEXURE- ' A '													
Combined Graduate Level Examination, 2020													
INSPECTOR (CGST)													
Sl. No.	Cadre Controlling Zone	Participating Zones & Commissionerates	Grade	Total Number of Direct Recruitment Vacancies for the year 2019	Vertical Reservation						Horizontal Reservation		
					Gen	SC	ST	OBC	EWS	Total	Physically Handicapped		
Inspector (CGST)													
											OH	HH	OTHER PWD
1	Bengaluru	Combined C. Ex., S. Tax, Customs, LTU Commissionerates of Karnataka	Inspector	171	69	26	15	44	17	171	4	3	0
2	Bhopal	Bhopal/ Indore/ Raipur/ Ujjain /Jabalpur/Nagpur I/Nagpur-II/ Audit Nagpur/Audit Indore/ Audit Raipur/Audit Bhopal	Inspector	119	10	29	18	39	23	119	3	2	0
3	Bhubaneswar	Bhubaneswar -I/II, Rourkela, Customs (P), Audit, Appeals, CCO	Inspector	0	0	0	0	0	0	0	0	0	0
4	Chandigarh	Chandigarh Zone & Participating Commissionerates GST Chandigarh/Shimla/Ludhiana/Jalandhar/Jammu /Audit- Chandigarh/ Jammu/Ludhiana/ Appeals- Chandigarh/ Jammu/Ludhiana/ Customs- Amritsar/Ludhiana	Inspector	44	18	7	3	12	4	44	0	2	0
5	Chennai	Tamilnadu & Pondicherry	Inspector	402	76	66	8	212	40	402	8	8	0
6	Delhi	Delhi CX & Delhi Customs Zones & Delhi Customs (P) Commrt.	Inspector	51	27	5	7	10	2	51	0	0	0
7	Goa	Pune Zone goa GST	Inspector	8	3	2	1	2	0	8	0	0	0
8	Guwahati	Shilong CE&ST, Dibrugarh CE & ST, Guwahati CE & ST Customs(Prev.) NER, Shilong, Commr(Appeals), Audit Guwahati, Agaratala GST & CX, Aizawl GST & CX, Impal GST & CX, Dimapur GST & CX, Itanagar & CX	Inspector	39	19	7	9	0	4	39	1	0	0
9	Hyderabad	Hyderabad & Vishakhapatnam Zones	Inspector	21	13	0	6	0	2	21	1	0	0

ANNEXURE- ' A '													
Combined Graduate Level Examination, 2020													
INSPECTOR (CGST)													
Sl. No.	Cadre Controlling Zone	Participating Zones & Commissionerates	Grade	Total Number of Recruitment Vacancies for the year 2019	Vertical Reservation						Horizontal Reservation		
					Gen	SC	ST	OBC	EWS	Total	Physically Handicapped		
											OH	HH	OTHER PWD
10	Jaipur	CGST & Central Excise, Jaipur Zone, Jaipur and CGST & Central Excise Commissionerate, Alwar/Jaipur/Jodhpur, Customs,	Inspector	17	10	2	0	3	2	17	0	0	0
11	Kolkata	Kolkata-I/II/III/IV/V/VII/Haldia/ Bolpur/ Siliguri/ Service Tax and CC(P) W.B.,Durgapur and siliguri	Inspector	223	73	32	22	69	27	223	4	5	0
12	Lucknow	Lucknow and Meerut Zone	Inspector	14	5	0	2	6	1	14	0	0	0
13	Mumbai	Central Excise, Mumbai Zone-I, Central Excise, Mumbai Zone-II, Pune Zone and Aurangabad & Nasik Commissionerates	Inspector	26	10	4	2	7	3	26	0	0	1
14	Ranchi	CGST & CX, ranchi Zone, patna	Inspector	31	11	7	4	8	1	31	0	1	0
15	Thiruvananthapuram	Central Tax & Central Excise, Kochi/Thiruvananthapuram/Kozhikhode/Audit, Kochi/Appeals, Kochi/Customs(Prev.) Commissionerates	Inspector	23	10	5	2	4	2	23	0	0	1
16	Vadodara	Vadodara & Ahmedabad CX Zones & Gujarat Customs Zone	Inspector	69	28	10	5	19	7	69	1	1	0
TOTAL VACANCIES OF CGST INSPECTOR-2019			Inspector	1258	382	202	104	435	135	1258	22	22	2

User Manual For CBIC Zone/Formation Preference Module



**Directorate General of Human Resource Development
509/9, Deep Shikha Building, Rajendra Place,
New Delhi – 110008**

(Telephone: 011 25733164 Email I.D: policy.dghrd@nic.in)

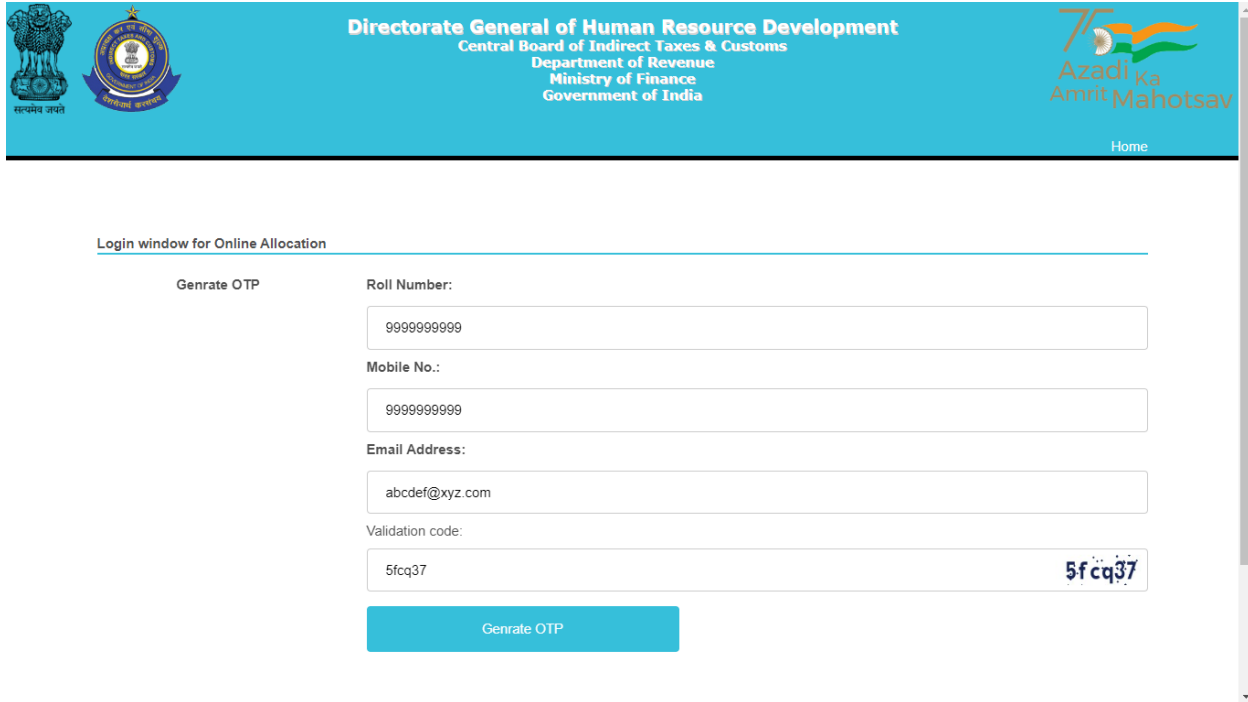
Manual for working on Zone/Formation Allocation Preference Module

DGHRD is introducing On-line Zone/ Formation Preference Module for Direct Recruited candidates. This module replaces existing manual system of submission of zone/formation preferences by the selected candidates and captures all the preferences of the candidates in the module.

At present, after recruitment is done by SSC for the vacancies in various posts, CBIC calls for the options/preferences of zone/formation from the selected candidates. Once the options/preferences forms of the candidates are received, they are manually entered in an excel format and after completion of this exercise the data is uploaded on CBIC website for candidates to verify their preferences. Once preferences are verified, zone/formation allocation of the candidates is done manually based on the laid-out rules and guidelines on the basis of merit. However, this whole process, being done manually is tedious and time consuming with high probability of errors. Hence, the present module is developed, which will enable the selected candidates to submit preferences on-line. This will speed up the process and ensure minimal errors for allocation of selected candidates in effective and efficient manner.

Following are the steps to be followed by the newly recruited candidates for submitting their preferences:

Step 1: Candidates need to open <https://dghrdcbic.gov.in/allocation> link and login into the module with the following credentials as shown below:



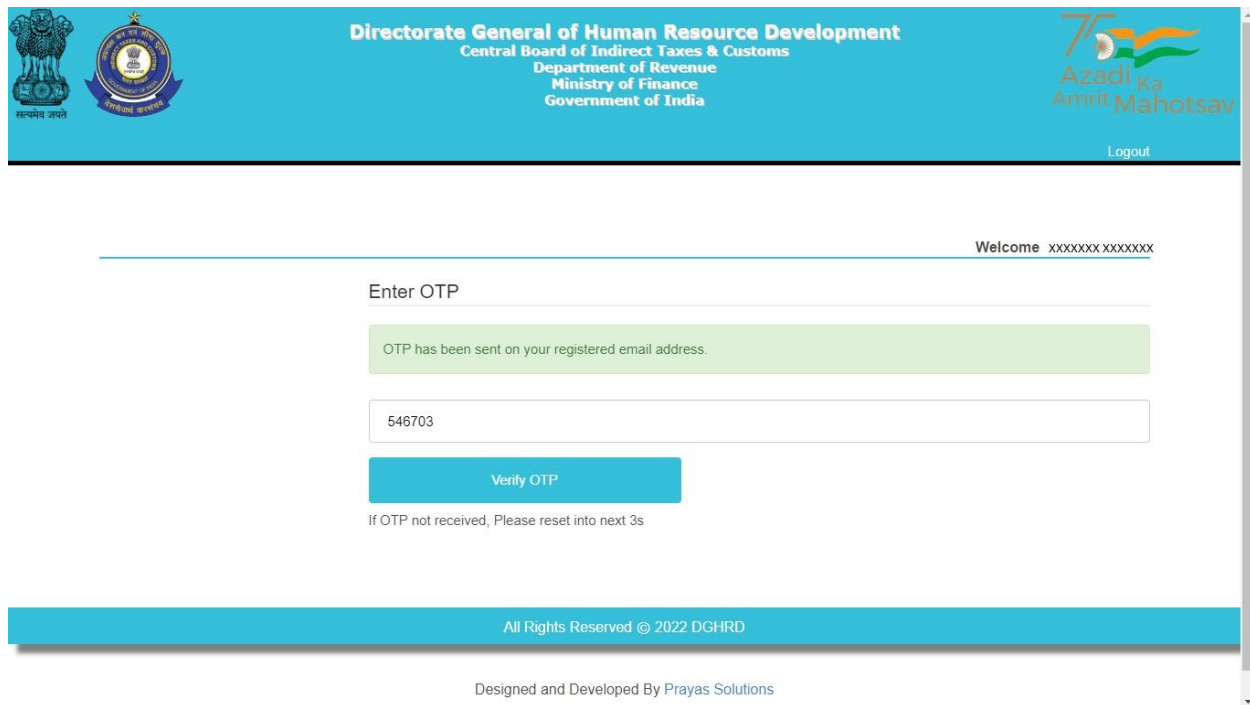
The screenshot shows the login interface for the Directorate General of Human Resource Development. The header includes the organization's name, its parent bodies (Central Board of Indirect Taxes & Customs, Department of Revenue, Ministry of Finance, Government of India), and the 75th Azadi Ka Amrit Mahotsav logo. The main content area is titled "Login window for Online Allocation" and contains a "Genrate OTP" section with the following fields:

- Roll Number:
- Mobile No.:
- Email Address:
- Validation code: (The code "5fcq37" is also displayed in a larger font to the right of the input field).

A "Genrate OTP" button is located below the validation code field.

Candidate needs to enter his/her SSC Roll Number, Mobile number & Email ID shared with SSC and validation code shown. After filing up these details' candidate needs to click on Generate OTP button.

Step 2: Clicking on Generate OTP button will generate an OTP and it will be sent to the candidate's concerned Email-ID. The candidate to fill in the OTP and click on verify OTP button as shown below:



The screenshot shows the user interface for OTP verification. At the top, there is a blue header with the organization's name and logos. The main content area has a white background with a green message box indicating that the OTP has been sent. Below this is an input field containing the number '546703' and a blue 'Verify OTP' button. A footer contains copyright information and the developer's name.

Directorate General of Human Resource Development
Central Board of Indirect Taxes & Customs
Department of Revenue
Ministry of Finance
Government of India

Logout

Welcome xxxxxxxx xxxxxxxx

Enter OTP

OTP has been sent on your registered email address.

546703

Verify OTP

If OTP not received, Please reset into next 3s

All Rights Reserved © 2022 DGHRD

Designed and Developed By Prayas Solutions

Step 3: Upon entering the OTP received and clicking on verify OTP button, candidate will be redirected to 'My Details' page as shown below:

Directorate General of Human Resource Development
Central Board of Indirect Taxes & Customs
Department of Revenue
Ministry of Finance
Government of India

My Details | Preferences | Vacancy Position | Formation Jurisdiction | Detailed Instruction | Logout

Welcome XXXXXX XXXXXX (9999999999) !

Brief Instructions

1. Check your details under tab 'My Details'.
2. Check Vacancies under tab 'Vacancy Position'.
3. Check Territory under tab 'Formation Jurisdiction'.
4. Select preferences under tab 'Preferences'.
5. Fill in all preferences, save & submit.
6. Preferences once Submitted cannot be changed.

My Details

Post & Year:
Preventive Officer 2018

Roll No:
9999999999

Name:
XXXXXX XXXXXX

Date of Birth:
12/07/1995

Email Address:
XXXXX@xyz.com

Mobile Number:
9999999999

Brief Instructions are available on the left side of this page for convenience of the candidates.

Step 4: Candidate before filling preferences shall check the Detailed Instruction by clicking on **Detailed Instruction Tab (2nd from right)** in the menu bar which will redirect them to Detailed Instruction page as shown below:

The screenshot displays the website interface for the Directorate General of Human Resource Development. The header includes the organization's name, its parent bodies (Central Board of Indirect Taxes & Customs, Department of Revenue, Ministry of Finance, Government of India), and the 75th Anniversary logo (Azadi Ka Amrit Mahotsav). A navigation menu at the top right contains 'My Details', 'Preferences', 'Detailed Instruction', and 'Logout'. The main content area shows a 'Brief Instructions' list on the left and a 'User Manual' document viewer on the right. The user manual title is 'User Manual For CBIC Zone/Formation Preference Module'. The footer of the manual provides contact information for the Directorate General of Human Resource Development, including the address (509/9, Deep Shikha Building, Rajendra Place, New Delhi - 110008), telephone number (011-25733169), and email ID (policy.dghrd@nic.in).

Brief Instructions

1. Check your details under tab 'My Details'
2. Check Vacancies under tab 'Vacancy Position'
3. Check Territory under tab 'Formation Jurisdiction'
4. Select preferences under tab 'Preferences'
5. Fill in all preferences, save & submit.
6. Preferences once Submitted cannot be changed.

User Manual
For
CBIC Zone/Formation Preference Module

Directorate General of Human Resource Development
509/9, Deep Shikha Building, Rajendra Place,
New Delhi - 110008
(Telephone: 011-25733169 Email I.D: policy.dghrd@nic.in)

Candidates are advised to go through the user manual to understand the process of filling up of preferences.

Step 5: Candidate before filling preferences shall check the vacancy positions (in the grade they are selected for) by clicking on **Vacancy Position Tab (4th from right)** in the menu bar which will redirect them to Vacancy Position page as shown below:



PO 2018

64009_Inspector (P... 3 / 6 - 90% +

Welcomexxxxx xxxxx (999999999)!

Combined Graduate Level Examination, 2018								
INSPECTOR (CUSTOMS)								
Sl. No.	Order Controlling Zone	Participating Zones & Combinations	Grade	Total Number of Direct Recruitment Vacancies for the year 2018	Vertical Reservation			
					Gen	SC	ST	OBC
INSPECTOR (PREVENTIVE OFFICER)								
17	Chennai **	Chennai Customs Zone	(Preventive Officer)	54	18	10	10	
18	Cochin	Cochin Customs House, Cochin-9	(Preventive Officer)	17	10	4	0	
19	Kolkata	W.B. CBEP, Kolkata Port, Kolkata (276 ACC, Appeal, Kolkata, CCO & CCA	(Preventive Officer)	12	6	3	3	
20	Mumbai	Mumbai I, Mumbai II & III Customs Zones	(Preventive Officer)	89	45	13	7	
21	Goa	Goa Customs	(Preventive Officer)	0	0	0	0	
22	Vishakhapatnam	Vishakhapatnam customs House	(Preventive Officer)	8	7	0	0	
TOTAL VACANCIES OF CUSTOMS (PREVENTIVE OFFICER)				180	86	30	20	4

Candidate can view the vacancies (in each grade) in all the zones/formations. The candidate can also download the PDF containing vacancy positions by clicking on the Download Arrow button.

Candidates are advised to check all the available vacancies in the zones/formations and accordingly fill/submit their preferences for zones/formations. After checking the vacancy positions, candidate is advised to check the jurisdiction of the zones/formations as well by clicking on the **Formation Jurisdiction tab (3rd from right)** in the menu bar which will redirect them to the Jurisdiction Mapping page as shown below:



Welcome xxxxxxxx xxxxx (9999999999)

Formation Jurisdiction

Sl No	Name of the CCAs	State/States under jurisdiction of CCAs
1	Bangalore CGST	Karnataka
2	Bhopal CGST	Madhya Pradesh, Chhatisgarh & Parts of Maharashtra under Nagpur zone except areas under Aurangabad & Nashik.
3	Bhubaneswar CGST	Orissa
4	Chandigarh CGST	Punjab, Himachal Pradesh, Chandigarh UT, J&K UT & Ladakh UT
5	Chennai CGST	Tamilnadu & Puducherry
6	Thiruvananthapuram CGST (Cochin)	Kerala & Lakshadweep UT
7	Delhi CGST	Delhi & Haryana
8	Goa CGST	Goa
9	Hyderabad CGST	Telangana & Andhra Pradesh
10	Jaipur CGST	Rajasthan
11	Kolkata CGST	West Bengal, Andaman & Nicobars and Sikkim
12	Lucknow CGST	Uttar Pradesh & Uttarakhand
13	Mumbai GST	Maharashtra (Commissionerates under Mumbai CGST) excluding Commissionerates under Pune CGST & Nagpur CGST
14	Nagpur CGST	Nagpur Zone - Areas under Commissionerate of Aurangabad & Nashik Maharashtra (Commissionerates under Pune CGST)

After checking the Jurisdiction Mapping, candidates may go back to fill the preferences by clicking on **Preferences Tab** on the menu Bar (**5th from right**).

Step 6: Clicking on the **'Preferences'** button will redirect page to Preference page where candidate will be allowed to select preferences of the zones/formations from the drop down menu as shown below:

Welcome xxxx.xxxx (9999999999) !!

Preferences (Preventive Officer 2018)

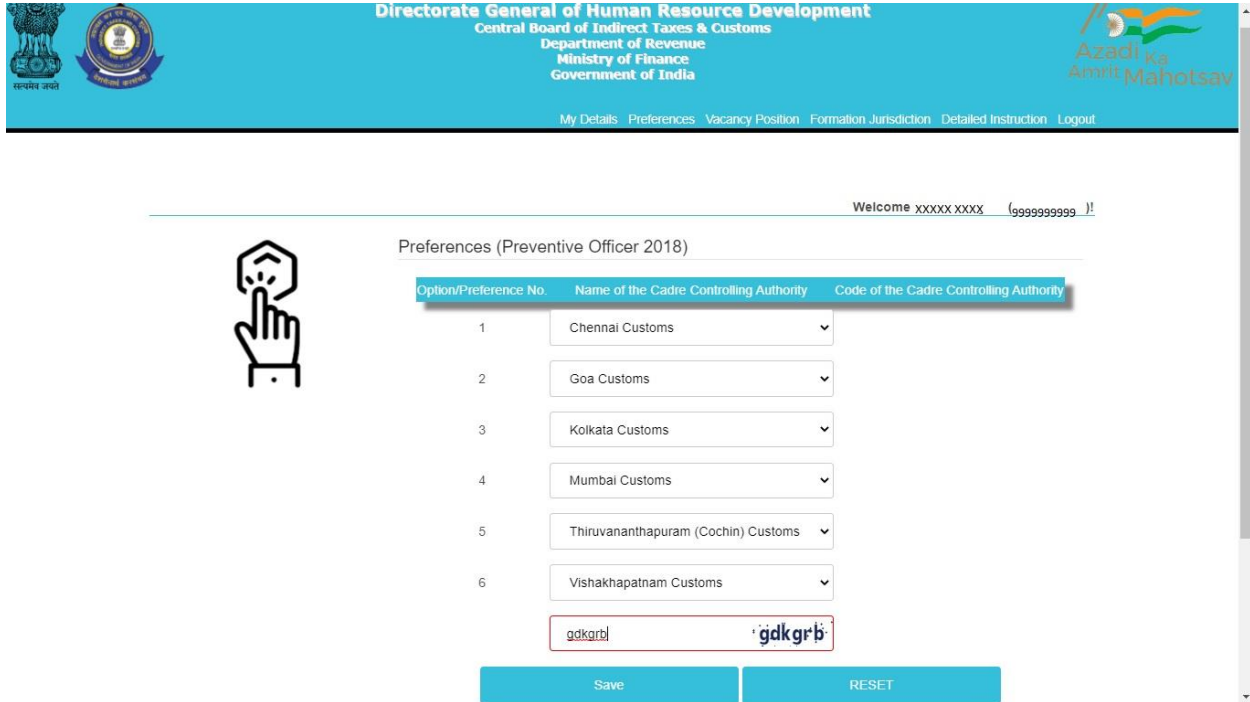
Option/Preference No.	Name of the Cadre Controlling Authority	Code of the Cadre Controlling Authority
1	--Select--	
2	--Select--	
3	--Select--	
4	--Select--	
5	--Select--	
6	--Select--	

Validation code: qqnk93

Save RESET

Only those zones/formations will be available for selection where vacancies (in a particular grade) are available. For instance, in above case vacancies in the grade of Preventive Officer are available in only 6 zones/formations.

Step 7: After filing up the preferences and validation code, candidate needs to click on the save button as shown below:



Directorate General of Human Resource Development
Central Board of Indirect Taxes & Customs
Department of Revenue
Ministry of Finance
Government of India

My Details Preferences Vacancy Position Formation Jurisdiction Detailed Instruction Logout

Welcome xxxxx xxxxx (9999999999) !!

Preferences (Preventive Officer 2018)

Option/Preference No.	Name of the Cadre Controlling Authority	Code of the Cadre Controlling Authority
1	Chennai Customs	
2	Goa Customs	
3	Kolkata Customs	
4	Mumbai Customs	
5	Thiruvananthapuram (Cochin) Customs	
6	Vishakhapatnam Customs	

gdkgar gdkgar

Save RESET

Step 8: After clicking on Save button, candidate will be shown the preferences (submitted for a particular grade) entered by him/her along with the zone/formation codes as shown below.

My Details Preferences Vacancy Position Formation Jurisdiction Detailed Instruction Logout

Welcome xxxxx xxxxx (99999999)!

Preferences (Preventive Officer 2018)

Preference has been added successfully.

Option/Preference No.	Name of the Cadre Controlling Authority	Code of the Cadre Controlling Authority
1	Chennai Customs	R
2	Goa Customs	S
3	Kolkata Customs	T
4	Mumbai Customs	U
5	Thiruvananthapuram (Cochin) Customs	V
6	Vishakhapatnam Customs	W

Validation code mbz8hj

Save RESET

Final Submit

Note: You can send your preferences to DGHRD after final submit. Please add all 6 Preferences to final submit.

All Rights Reserved © 2022 DGHRD

Step 9 (Optional): After saving and re-checking all the preferences filled by the candidate, **if the candidate wants to revise the preferences**, he/she needs to click on reset button which will reset the preference to blank as shown below:



Welcome xxx.xxx(9999999999) !!

Preferences (Preventive Officer 2018)

All Saved Preferences have been deleted successfully

Option/Preference No.	Name of the Cadre Controlling Authority	Code of the Cadre Controlling Authority
1	--Select--	
2	--Select--	
3	--Select--	
4	--Select--	
5	--Select--	

Validation code

Once the preferences are successfully reset a message stating "**All Saved Preferences have been deleted successfully**" in green background will appear as shown in image above. After resetting the preferences candidate needs to again follow steps 6 to 8.

Step 10: Once the preferences are finalized by the candidate and he/she is satisfied with the preferences filled (in a particular grade), candidate needs to go for final submission of the preferences by clicking on **'Final Submit' button**. On final submission, the candidate's preferences (in a particular grade) as submitted to the department will be displayed to the candidate (as shown below). The Final preferences submitted by the candidate will be sent on the candidate's registered email id as well. Candidates are advised to download the preference form for future reference.

The screenshot shows a web portal interface for 'Preferences (Preventive Officer 2018)'. At the top, there is a navigation bar with links: 'My Details', 'Preferences', 'Vacancy Position', 'Formation Jurisdiction', 'Detailed Instruction', and 'Logout'. Below the navigation bar, a user is logged in as 'Welcome xxxxx xxxx (99999999) !'. The main content area displays a success message: 'Preference has been Final Submitted successfully.' Below this, a message states: 'Your preferences already have been submitted successfully. Application Registration No.: 2018-000180'. A table lists the submitted preferences:

Option/Preference No.	Name of the Cadre Controlling Authority	Code of the Cadre Controlling Authority
1	Chennai Customs	R
2	Goa Customs	S
3	Kolkata Customs	T
4	Mumbai Customs	U
5	Thiruvananthapuram (Cochin) Customs	V
6	Vishakhapatnam Customs	W

At the bottom of the page, there is a footer: 'All Rights Reserved © 2022 DGHRD'.

NOTE: After Final submission, candidate will not be allowed to make any changes in the preferences submitted. Hence, it is advised that the candidate fills all preferences very carefully.

**Request for Change in E-Mail Id and/or Mobile Number registered with SSC –
Combined Graduate Level Examination, 2020**

Sir,

I am a selected candidate as per the final result of CGL Examination 2020 for the post of _____ under Central Board of Indirect Taxes & Customs. I am not able to log-in to the On-line Module for submission of preferences for Zone/Formation as there is change in my e-mail id and/or mobile number registered with SSC. My present e-mail id and mobile number is as follows:

e-mail id:

mobile number:

2. I am also attaching self-attested copies in pdf format of my Admit Card (Steno 2019) and Identity Proof along-with this request in .pdf format attached to this e-mail. It is requested that my above-mentioned e-mail id and mobile number be taken on record so as to allow myself access and log-in to the On-line Module for submission of preferences for Zone/Formation.

Thanks,

(Signature of the Candidate)

Name of Candidate

Roll Number (CGLE 2020)

Annexure I**List of Cadre Controlling Authorities & their Codes:**

S.No.	CCA
1	Bengaluru CGST
2	Bhopal CGST
3	Bhubaneshwar CGST
4	Chandigarh CGST
5	Chennai CGST
6	Delhi CGST
7	Goa CGST
8	Guwahati CGST
9	Hyderabad CGST
10	Jaipur CGST
11	Kolkata CGST
12	Lucknow CGST
13	Mumbai CGST
14	Pune CGST
15	Ranchi CGST
16	Thiruvananthapuram CGST
17	Vadodara CGST
18	Chennai Customs
19	Goa Customs
20	Kolkata Customs
21	Mumbai Customs
22	Thiruvananthapuram (Cochin) Customs
23	Vishakhapatnam Customs
24	Directorate General of Performance Management
25	Central Bureau of Narcotics